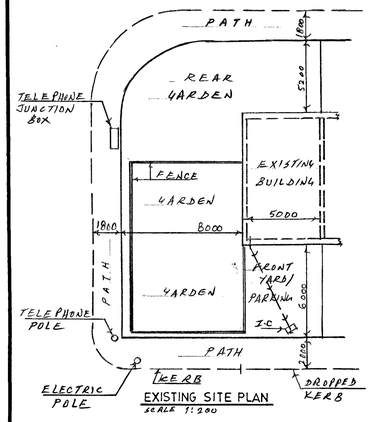

EXISTING SITE PLAN
SCALE 1:200

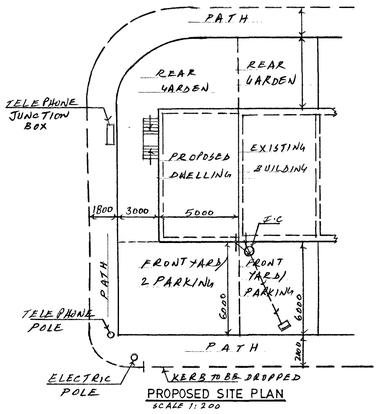

PROPOSED SITE PLAN
SCALE 1:200

NOTES:

- ALL WORK TO BE CARRIED OUT IN ACCORDANCE WITH CURRENT BUILDING REGULATIONS AND TO THE APPROPRIATE BRITISH STANDARD AND TO LOCAL COUNCIL INSPECTOR SATISFACTION.
- LOCAL AUTHORITY TO BE NOTIFIED UPON COMMENCEMENT OF WORK ON SITE.
- FOR GENERAL/CONSTRUCTION DETAILS REFER TO THE BUILDING REGULATIONS APPROVED DRAWING.
- AA PLANNING SERVICES CANNOT BE RESPONSIBLE FOR ANY DAMAGE TO THE ADDRESS BELOW OR ANY ADJOINING PROPERTY HOW SO EVER CAUSED.
- **THE CONTRACTOR/OWNER IS RESPONSIBLE FOR FINDING LOCATION OF ALL SERVICES & GAINING ALL NECESSARY APPROVAL FROM STATUTORY BODIES FOR REDIRECTION & NEW CONNECTIONS.**
- THIS DRAWING IS FOR BUILDING REGULATIONS AND PLANNING APPROVAL ONLY.
- ALL DRAWINGS MUST BE READ IN CONJUNCTION WITH LOCAL AUTHORITY DECISION NOTICE CONDITIONS. (PLANNING/ BUILDING CONTROL)
- THE OWNER IS TO OBTAIN APPROPRIATE AGREEMENT UNDER THE TERMS OF THE PARTY WALL ACT 1996 FROM THE NEIGHBOURS IF PARTY WALL AND EXISTING FOUNDATIONS IS SUBJECT TO LOAD FROM EXTENSION.
- ALL DIMENSIONS MUST BE CHECKED ON SITE BEFORE ANY WORK COMMENCES AND DISCREPANCIES REPORTED IMMEDIATELY. ALL WRITTEN DIMENSIONS MUST BE TAKEN IN PREFERENCE TO SCALED DIMENSIONS. ALL SITE DIMENSIONS INCLUDE SURFACE FINISHES AND CONTRACTOR TO VERIFY BEFORE COMMENCING WORK ON SITE.
- CONTRACTOR TO VERIFY ALL DIMENSIONS BEFORE COMMENCING WORK ON SITE.
- EXISTING DRAINPIPES TO BE BRIDGED OVER IF PASSING UNDER NEW WALLS.
- NEW FOUNDATIONS/WALLS SHOULD NOT TRESPASS ONTO ADJOINING PROPERTY.
- CAVITY WALL EXTERNAL LEAF TO MATCH EXISTING BUILDING. (Red Bricks)
- NEW ROOF COVERING TO MATCH EXISTING BUILDING. (Bold Rolls Tiles)
- WINDOWS WITH P.V.C DOUBLE GLAZED.
- DOOR WITH P.V.C DOUBLE GLAZED.
- THIS DRAWING OR ANY PORTION OF IT SHOULD NOT BE REPRODUCED.
- CONTRACTOR/BUILDER SHOULD NOT SCALE FROM THIS DRAWING AND SHOULD USE FIGURED DIMENSIONS ONLY.
- ANY DISCREPANCIES FOUND TO BE REPORTED TO AA PLANNING SERVICES.
- **THE CONTRACTOR/BUILDER MUST CHECK ALL DIMENSIONS AND DETAILS ON SITE BEFORE CONSTRUCTION OR PURCHASE OF MATERIALS.**

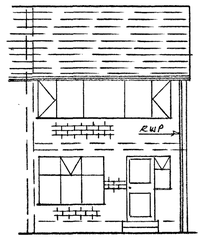

EXISTING REAR ELEVATION

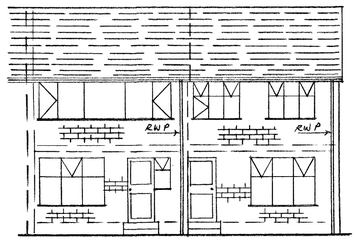

PROPOSED REAR ELEVATION

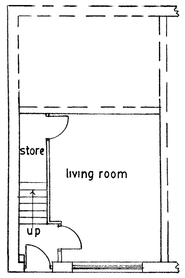

EXISTING LOWER GROUND FLOOR PLAN

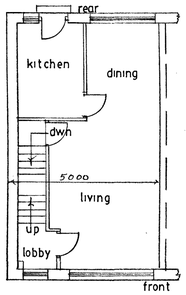

EXISTING GROUND FLOOR PLAN

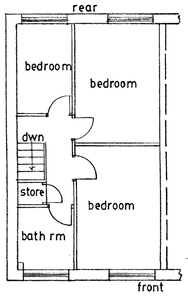

EXISTING FIRST FLOOR PLAN

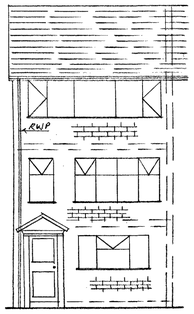

EXISTING FRONT ELEVATION

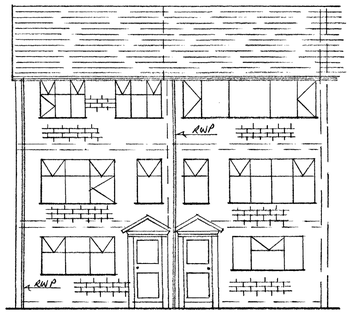

PROPOSED FRONT ELEVATION

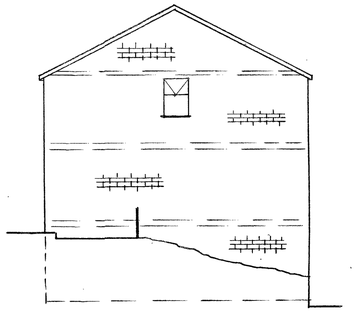

EXISTING SIDE ELEVATION

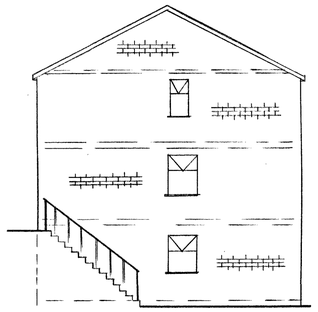

PROPOSED SIDE ELEVATION

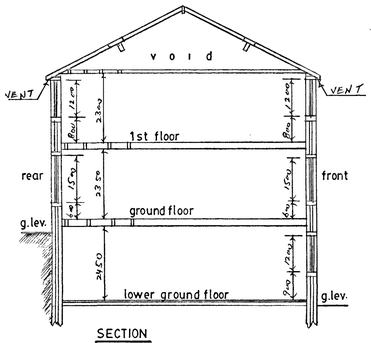

SECTION

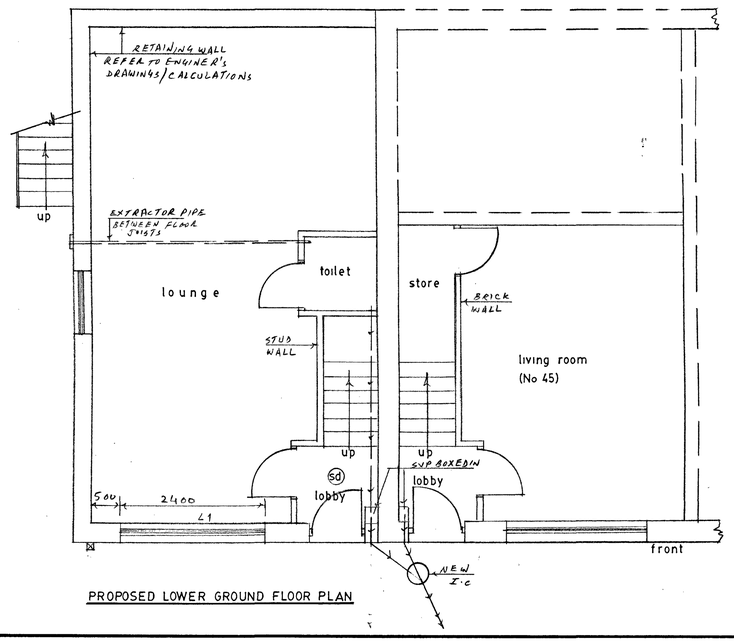

PROPOSED LOWER GROUND FLOOR PLAN

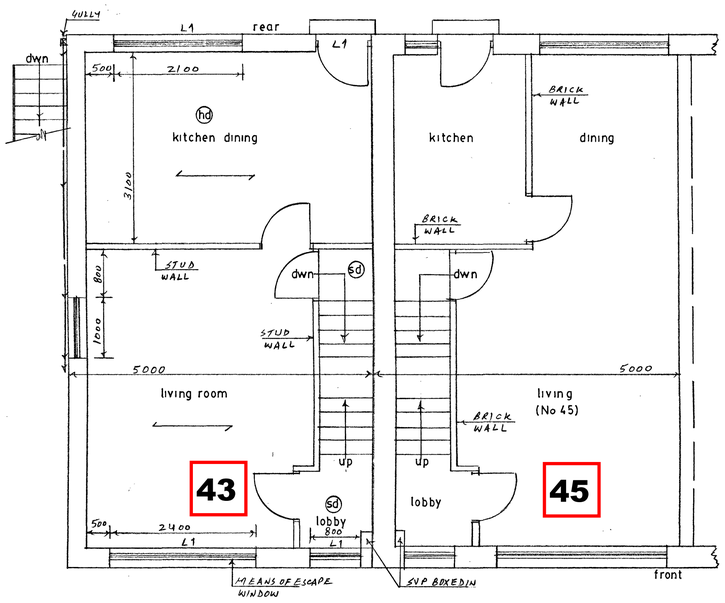

PROPOSED GROUND FLOOR PLAN

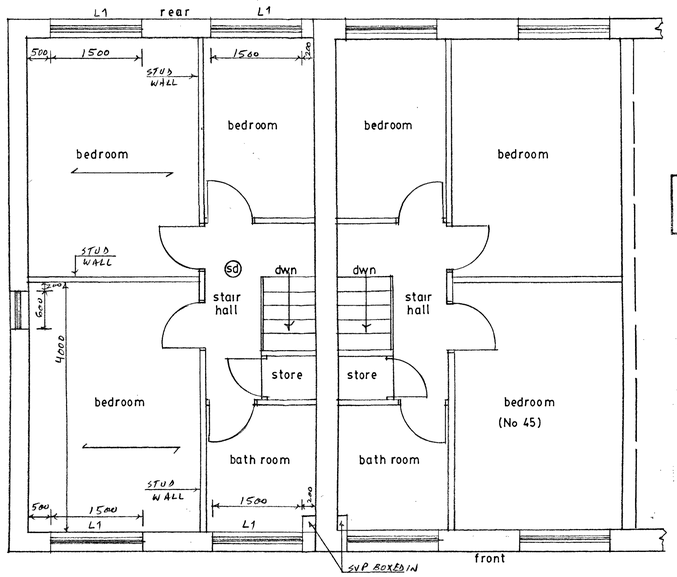

PROPOSED FIRST FLOOR PLAN

THIS DRAWING MUST BE READ IN CONJUCTION WITH STRUCTURAL ENGINEERS CALCULATIONS/ DRAWINGS

REV	DESCRIPTION	DATE

CLIENT	MR. A. ABBAS MRS. S. PARVEEN	
JOB	45 DREWRY ROAD KEIGHLEY BD21 2PT	
TITLE	PROPOSED DWELLING ADJECENT TO 45 DREWRY ROAD KEIGHLEY BD21 2PT	
SCALE	1:50, 1:100mm	DRG. NO.
DATE	30-12-2021	01
AGENT	AA PLANNING SERVICES Tel./Fax (01535) 663419 Mobile: 07775743186 E-mail: aaplanning@hotmail.co.uk	